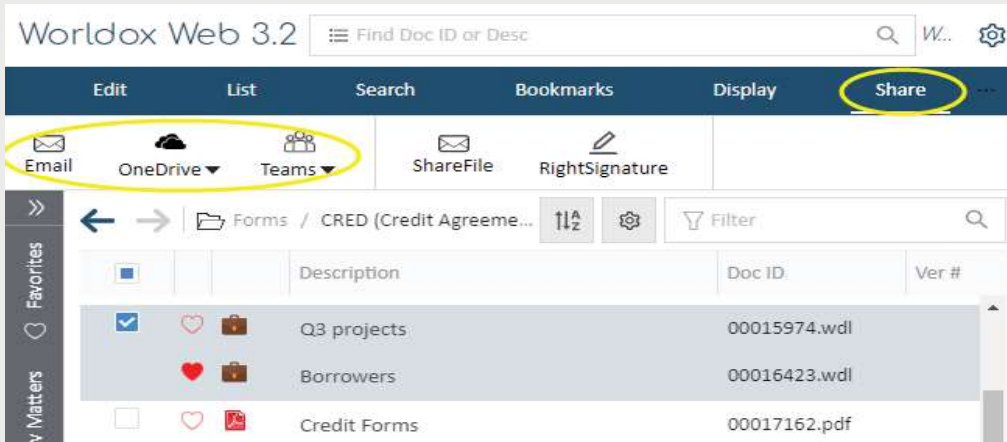


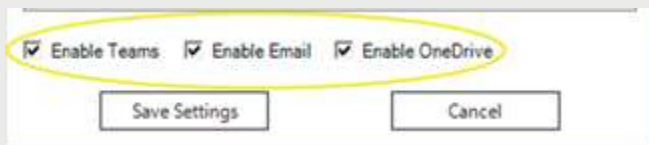


Microsoft® 365 Integration with Worldox®

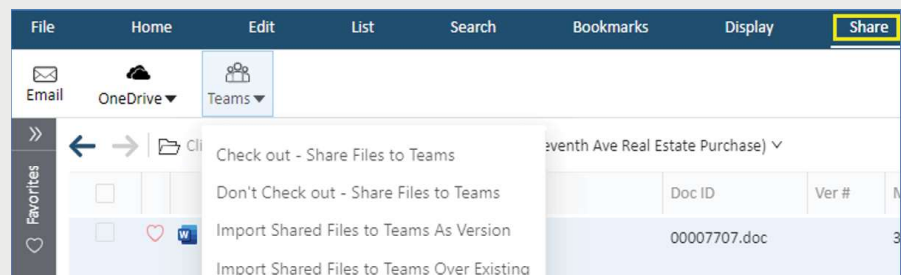
Harness the power of Worldox and Microsoft 365's Email, OneDrive and Teams apps.



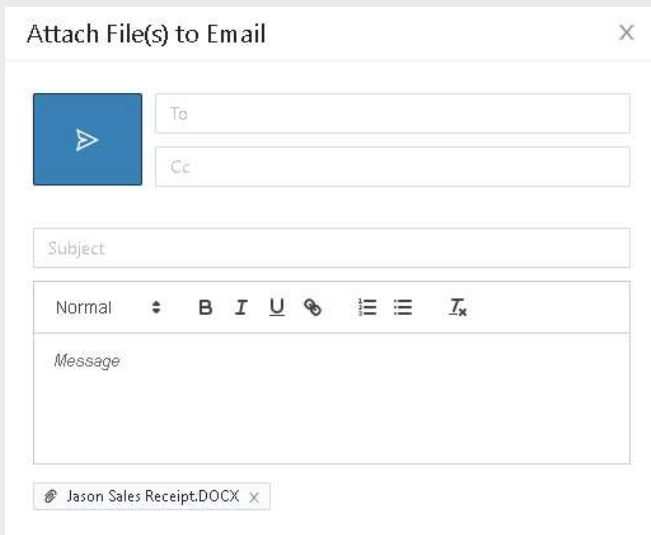
Log in to your Microsoft 365 account and select a Worldox file to share from Web 3.2 via Email, OneDrive or Teams.



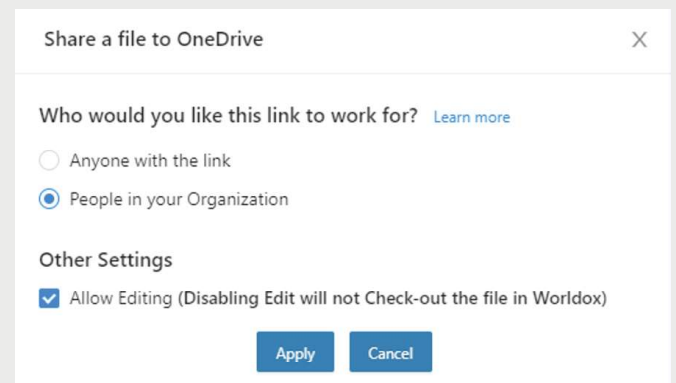
When configuring Microsoft 365 for Worldox, you have the option to install only the Teams option to use with Worldox Cloud, Professional and Enterprise.



Transfer files back and forth in a secure and cost-effective way with the Teams integration.



Email recipients shown in Worldox Web 3.2



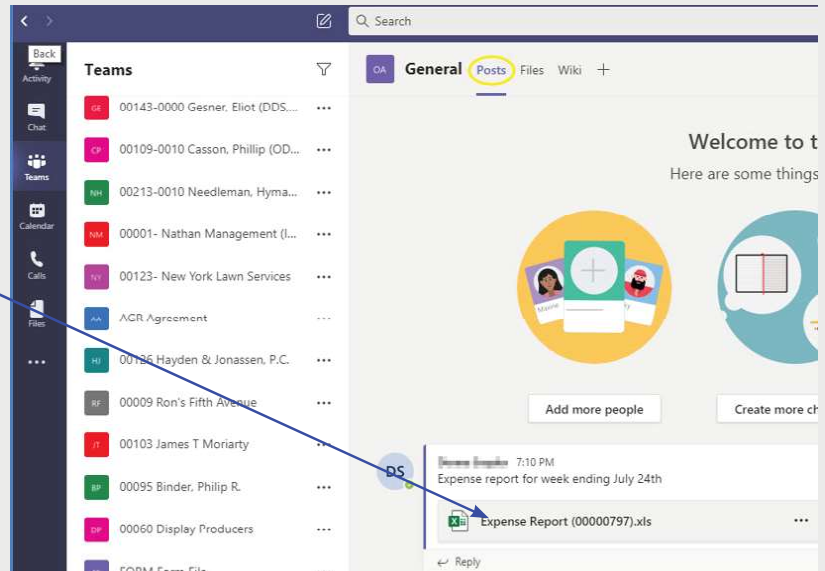
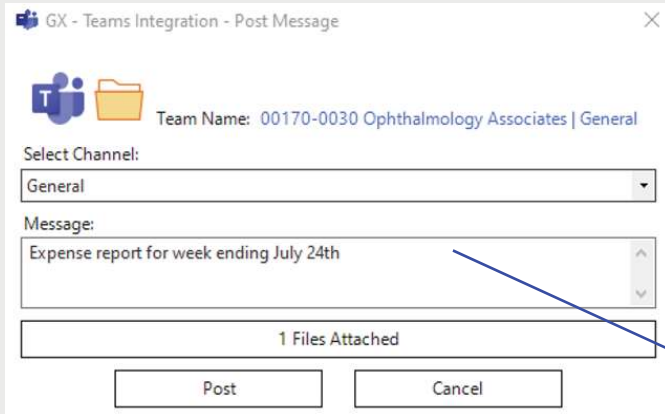
Share a file from Worldox Web 3.2 to OneDrive



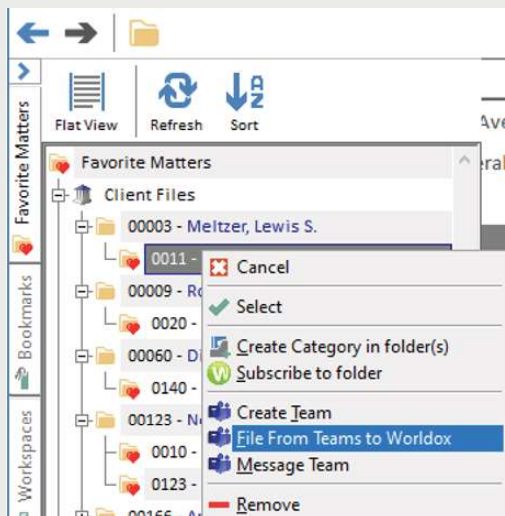


Microsoft® 365 Integration with Worldox®

Share documents to Teams and collaborate with your colleagues with Worldox DMS as your document repository.



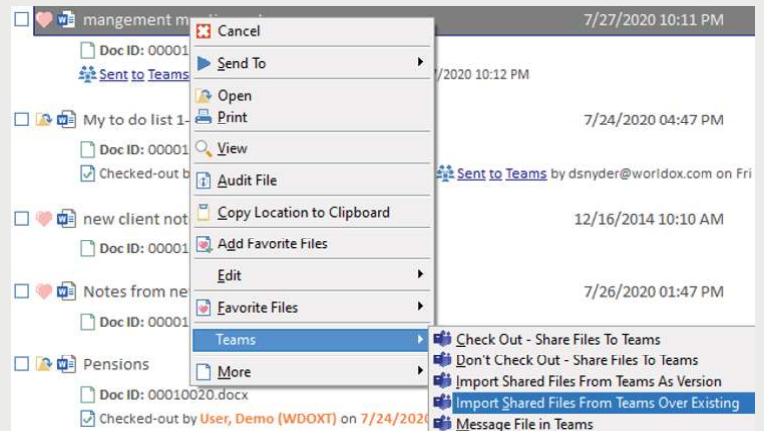
Write messages in Worldox and post them to Teams with files attached.



Create a Team from a Favorite Matter or a Cabinet and set up security before sending files there.

The Worldox and Microsoft Teams integration requires:

- Worldox GX4 - Version 14.5
- Updated to WDU 18 (Worldox code date of 7/9/21) or higher
- Workstations with Microsoft Windows 10 operating systems and Microsoft .Net 4.8 installed.
- Worldox Web 3.2 with SSL for Web based functions



Right-click in a Worldox file list to view command options for Microsoft Teams.

For details, contact your Worldox Reseller:

Contact Worldox Direct:

Sales: (800) 962-6360

sales@worldox.com

Main Site: www.worldox.com